



SHIELD COMPLETE SOIL & PLANT CONDITIONER

CAUTION: Do not spray on members of the Bryophyte family. May be harmful to Liverwort, Mosses and Hornwort.



One of the most important benefits of Regen Shield is that it is a natural alternative and has a dual application purpose. It will assist with the overall health of the plant and may assist with control of Liverwort.

Benefits to our growers:

- 100% natural
- Promotes healthy plant growth
- May assist with Liverwort control
- Safe and easy to apply
- Saves money



Comparison between smoke extract sprayed subject (left) versus control (right) of *Trachelospermum jasminoides*. Along with increase growth the sprayed subject also grew additional leaves and stems over the control.



Comparison before and after the Regen Shield application. Left was taken on 08/04/16 and right 29/04/16 after weekly spray applications on the various *Camellia* tubes. There was a significant reduction of Liverwort at the soil surface.



GRAYSON AUSTRALIA

P: +61 (03) 8727 6900
E: info@graysonaustralia.com
www.graysonaustralia.com

DISTRIBUTED BY

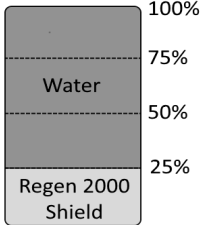
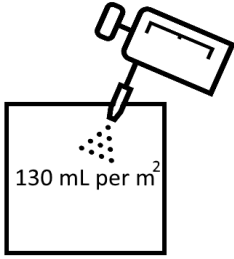


Garden City Plastics
P: +61 1300 695 098
E: sales@gardencityplastics.com.au
www.gardencityplastics.com.au



Over 20 years experience,
providing horticultural solutions.



REGEN SHIELD - INSTRUCTIONS FOR USE

<p>1</p>	 <p>Dilute product to 25% strength</p>	<p>Shield is a concentrated product and requires dilution prior to spraying. Dilute product to 25% strength using water (1:3 shield:water).</p>
<p>2</p>	 <p>Spray solution averaging 130mL/m²</p>	<p>The correct amount of Regen Shield must be sprayed and soaked into the soil surface for effective application. This is equivalent to approximately 130mL per m².</p>
<p>3</p>	 <p>Target soil surface. Avoid foliage if possible</p>	<p>Regen Shield is only designed to be used as a soil application. When applying the diluted solution by sprayer, always target the soil and avoid foliage contact where possible. If foliage is exposed to solution, plants may be susceptible to burns in cooler climates. Consider watering after application.</p>
<p>4</p>	 <p>Repeat procedure 1 week later</p>	<p>To receive the desired result, a repeat spray application is required 7 days later, using the same instructions for use.</p>



GRAYSON AUSTRALIA
P 03 8727 6900
E info@graysonaustralia.com
www.graysonaustralia.com



SCAN TO LEARN MORE